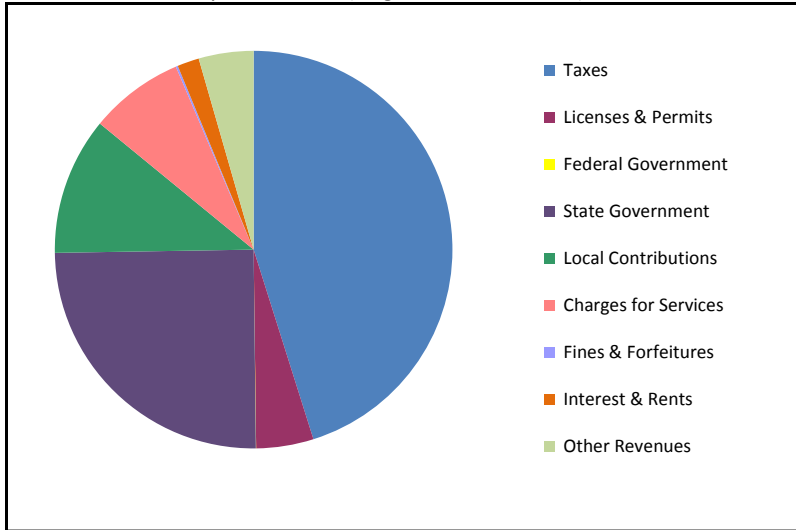


## CITIZENS' GUIDE TO LOCAL UNIT FINANCES - Wayland - Allegan

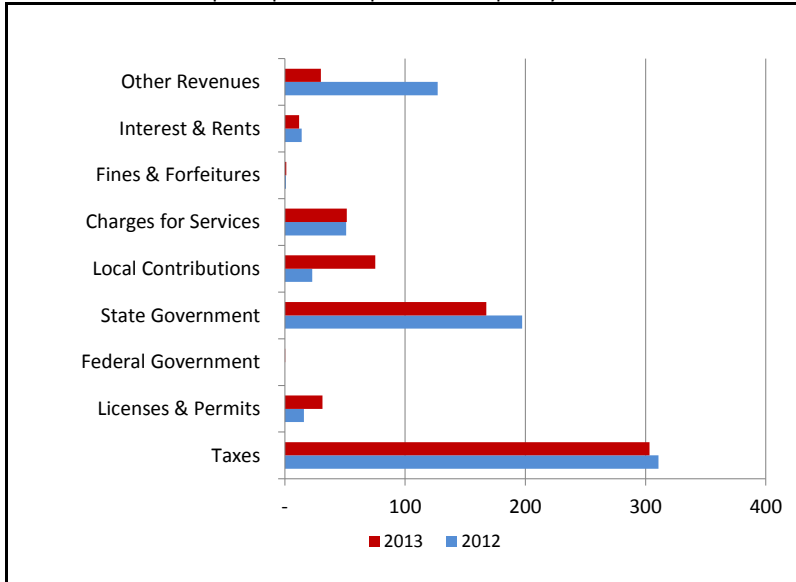
1. Where our money comes from (all governmental funds)



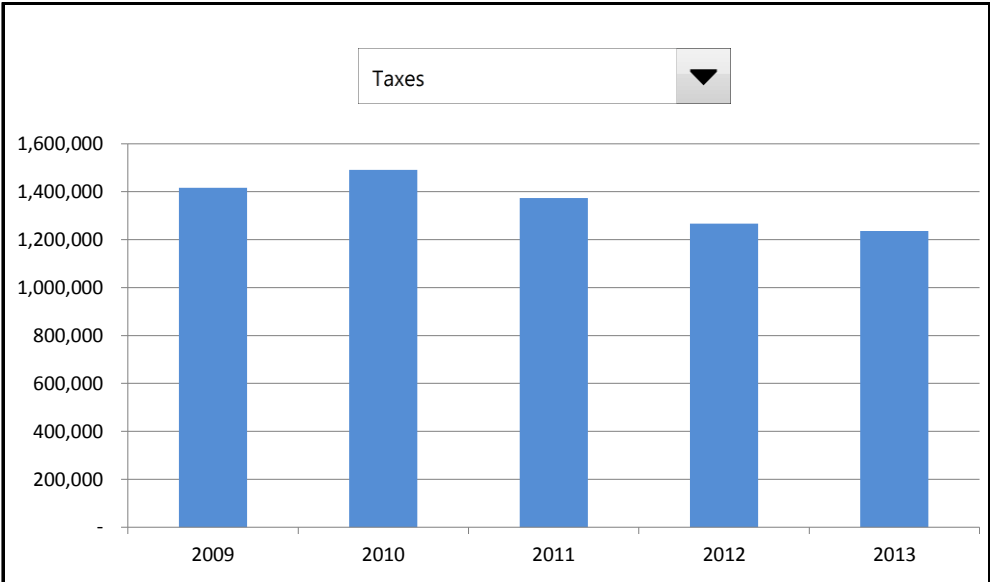
2. Compared to the prior year

	2012	2013	Change
Taxes	\$ 1,266,811	\$ 1,236,907	-2.36%
Licenses & Permits	64,893	127,764	96.88%
Federal Government	-	696	N/A
State Government	803,872	682,863	-15.05%
Local Contributions	92,228	306,614	232.45%
Charges for Services	207,423	210,291	1.38%
Fines & Forfeitures	3,168	4,520	42.68%
Interest & Rents	56,564	48,612	-14.06%
Other Revenues	517,562	122,175	-76.39%
<b>Total Revenues</b>	<b>\$ 3,012,521</b>	<b>\$ 2,740,442</b>	<b>-9.03%</b>

3. Revenue sources per capita - compared to the prior year



4. Historical trends of individual sources



Commentary:

For more information on our unit's finances, contact Cheri Parrish, Finance Director / Treasurer at (269) 792-2265.